

FMM FORM INFORMATION

IMPORTANT: PLEASE READ IN ITS ENTIRETY BEFORE PROCEEDING

All guests traveling to Mexico are required to have a FMM form. For guests staying 7-nights or more, the cost is approximately \$30 (or \$594 pesos). Guests staying LESS than 7-nights are exempt of this tax.

Plan to purchase your FMM as you near your arrival date.

**Note that it cannot be done more than 30 days in advance of your visit. There are no refunds in the event you must cancel.*



QUICK OVERVIEW:

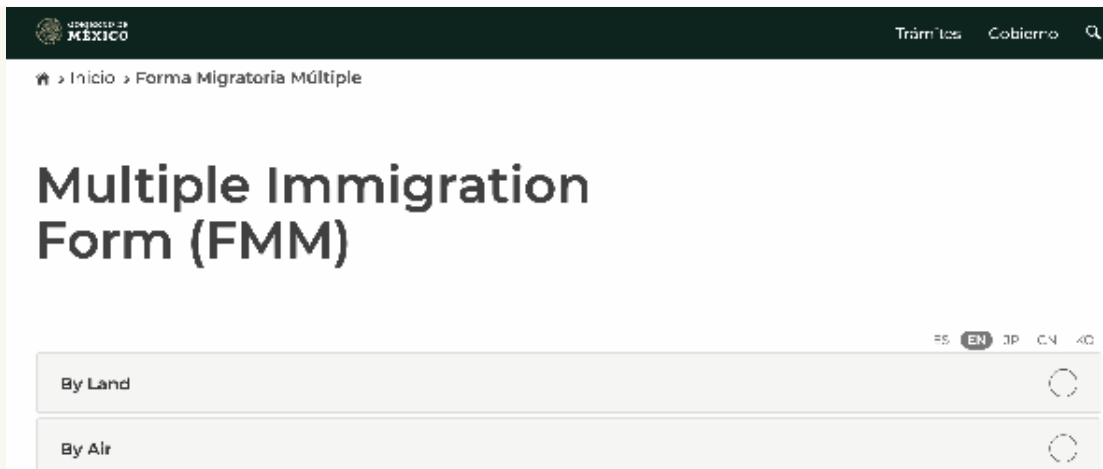
1. Fill out your passport information and travel details on the FMM form that is found on the official Mexican Government page. **Please be sure to use the link we provide and to follow our step-by-step instructions below.**
2. For guests staying 7-nights or more: scroll down to find **“Send the Information”**. This will direct you to the bank page.
3. Submit your payment and save a copy of the payment receipt. **Click Descargar/ Imprimir – “Download/Print”**.
4. Open your email to find an email from `notificaciones-inm@inami.gob.mx` with the subject **Instituto Nacional de Migracion- Registro** and **download your FMM form**.
5. Print and Sign your FMM in the field that says **“Firma del Extranjero/Signature”**. *It is just above the USO OFICIAL section on page 1 and to the right of the arrival date.*
6. **Put both of these documents with your passport** and make sure to bring them with you for your arrival.



STEP-BY-STEP GUIDE

Please refer to this guide as you process your visa to ensure it is done properly. Any discrepancies can affect its validity.

1. Go to the link <https://www.inm.gob.mx/fmme/publico/en/solicitud.html>. Click the + sign next to **By Land**.



The screenshot shows the official website of the Mexican Government (SENER) for the Multiple Immigration Form (FMM). The page title is "Multiple Immigration Form (FMM)". There are two main options: "By Land" and "By Air". The "By Land" option is currently selected, indicated by a small circle next to it. The "By Air" option also has a small circle next to it. The page is in English, as indicated by the "EN" language selector in the top right corner.

2. Read the Terms & Conditions and check the box at the bottom.

GOBIERNO DE MEXICO Trámites Gobierno

The Forma Migratoria Múltiple can be obtained by electronic means through the Institute website, the foreigners, who enter to the country by land, can obtain it through the facilities aimed for the international transit of persons.

The applicant agrees that the status condition of stay that he/she shall obtain, by means of the information provided, only be as *visitor without permission to work*.

The applicant acknowledges herein that the FMM has a maximum validity of 180 calendar days and shall be valid for one entry only.

The applicant acknowledges herein that the validity term of the FMM shall start upon the migratory stamp is fixed, provided with, he/she should comply with the requirements to enter Mexico.

The applicant shall print and bring the FMM to the facility aimed for the international transit of persons where he/she wishes to enter through.

The applicant acknowledges herein that the fees paid to obtain the condition of stay, is not a guarantee to enter Mexico.

The applicant shall produce a valid and current passport or card passport (Tarjeta Pasaporte), as well as the FMM shall be produced at the time his/her enter is requested.

I have read and agree to the terms and conditions above.

3. Choose “Tecate” under Port of Entry and use the calendar to choose your arrival and departure dates. The format is DD/MM/YYYY

Entry Information

Means of entry*: Point of entry*: Date of arrival to Mexico*:

Date of departure*:

4. Fill in all personal information and be sure your name matches your passport.

Personal information

Name(s)*: Surname(s)*: Gender*:

Date of birth*: Nationality (Country)*: Country of birth*:

5. Enter your destination as follows:

Trip information

Reason of trip*: Specify*: State*:

Address in Mexico*:

6. Enter your email address and the verification code and then hit save:

Email

Email*: <input type="text" value="johndoe@example.com"/>	Email (Confirmation)*: <input type="text" value="johndoe@example.com"/>
	Verification code*: <input type="text"/>

Not readable verification code? [Try another one](#)

7. Once you send the information, you will be sent to a new page and asked to prepare your payment.
If you are staying less than 7-nights please skip to step 14.

If there is an error on the Banjercito website, please do not attempt to search alternate ways to obtain an FMM form. It must be processed on the official government page. Try again at a later date and if ultimately you are unable to process your visa on this site, please bring \$32 in cash with you and we will help you process this as we cross the border.

Application fee

It is necessary that you pay the corresponding fee in order to obtain your application. When you send your information, you will be directed to the web page of *Banjercito*.

Send the information

8. You are now on the Banjercito website. Check the blue box on the bottom left to accept the terms and conditions and click the green “CONTINUAR” box to continue.



Forma Migratoria Múltiple Electrónica

CONDICIONES GENERALES

CONDICIONES GENERALES DEL TRÁMITE ELECTRÓNICO PARA EL PAGO DE LA "FORMA MIGRATORIA MÚLTIPLE PARA LA FRONTERA NORTE", EN LO SUCESIVO "FMM", QUE ACUERDAN POR UNA PARTE EL BANCO NACIONAL DEL EJÉRCITO, FUERZA AEREA Y ARMADA, S.N.C., EN LO SUCESIVO "BANJERCITO" Y POR LA OTRA EL USUARIO, EN LO SUCESIVO "MISANTE", AL TENER DE LAS SIGUIENTES DECLARACIONES Y CLÁUSULAS:

DECLARACIONES:

1. DECLARA "BANJERCITO"
 - 1.1 Ser una Sociedad Nacional de Crédito constituida conforme a las leyes de los Estados Unidos Mexicanos.
 - 1.2 Estar autorizado por el Instituto Nacional de Migración para llevar a cabo el cobro del "FMM" de conformidad con el art. 8, fracción I, de la Ley Federal de Derechos.
 - 1.3 Tener la capacidad necesaria para la prestación de los servicios regulados en el presente acuerdo.

He leído y acepto las condiciones

RECHAZAR

CONTINUAR

9. Confirm that your details are correct. Click **“CONFIRMAR”** first. Now click, **“PAGAR.”**

10. Enter your credit card details and then **press the “PAGAR”** button.

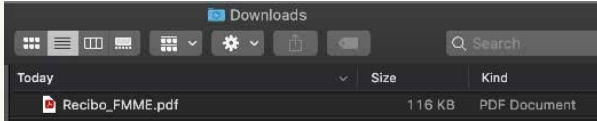
11. Confirm your details by clicking the green box that says, **“SI.”**

- Download this receipt by pressing the **DESCARGAR/IMPRIMIR** button on the bottom right. Next, open the “Downloads” folder on your computer, and print the “Recibo_FMME.pdf” (receipt PDF) document. **You must have this receipt or your FMM form will not be valid and you will be required to pay again at the border.**



If you applied and paid for your visa online and did not receive the emailed link to download, **please do not pay again**. Simply print your receipt and bring it with you, when you arrive at the border our hostess will check with the officer to see if your payment will be accepted*.

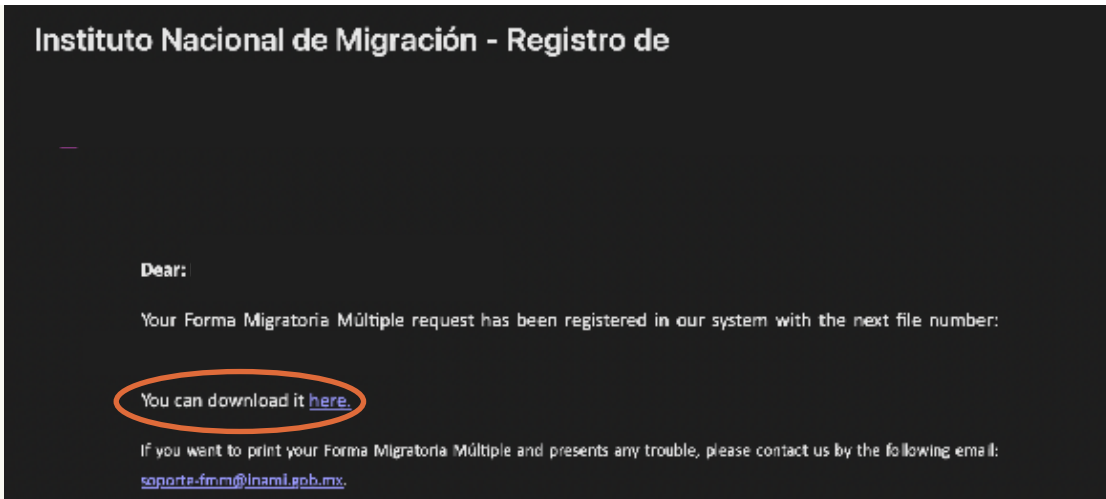
**Please be flexible there have been instances where the receipt is not accepted and you may need to need to apply and pay for a new visa.*



PAGO DE DERECHOS POR SERVICIOS MIGRATORIOS	
SOLICITANTE	
Pasaporte Nombre(s) Apellido(s)	Your personal information will be listed here.
INFORMACIÓN DEL PAGO	
Cancabo	FMME- Frontera Norte
Fecha y hora de pago	17/03/2021 18:57
Total pagado	\$594.00
Número de Operación	5005070524

Muchas gracias por su compra con nosotros.
 Le sugerimos conservar este recibo para su futura colaboración.
 El nombre y el logo de Banjercito con marcas registradas de Banjercito.
 Copyright © 2017. Banjercito. Todos los derechos reservados. Autoridad Mexicana de Aduanas.

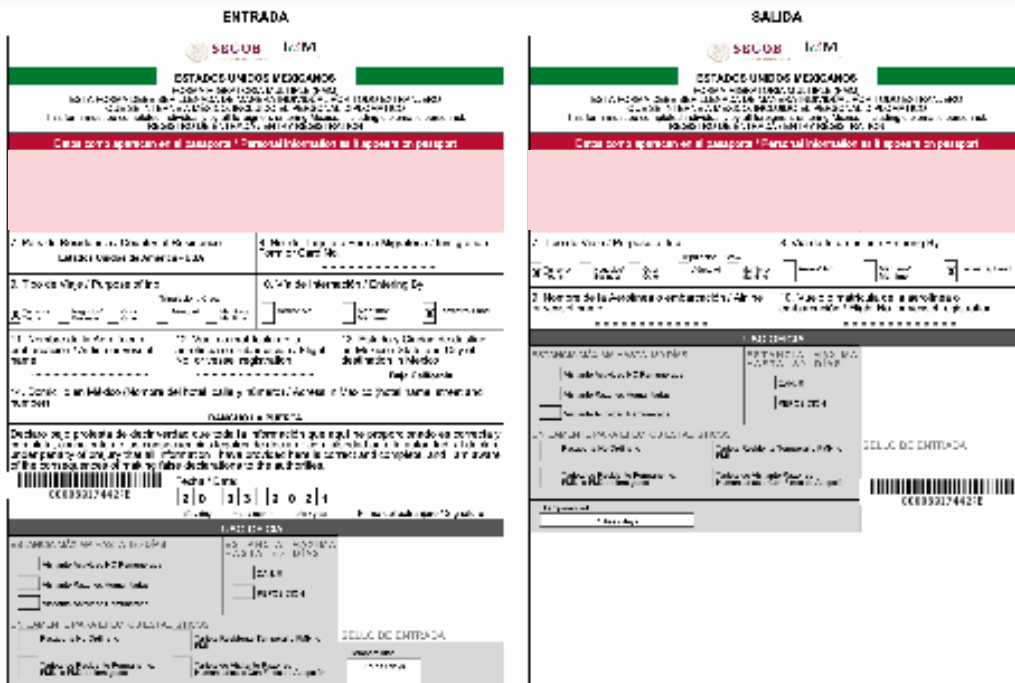
13. You will need to **download and print your complete visa form**. Go to your email and click on the link provided. You will be sent to a site that will generate your PDF. **Download and print your visa form.**



Obtain your Forma Migratoria Múltiple

▲ Your Forma Migratoria Múltiple has been created successfully and is ready to download.

Download



14. Email both your visa form and payment receipt (if applicable) to guestmessage@rancholapuerta.com. Make sure to bring your printed documents with you while traveling.